







City	Shelter	Last Update	Beds	Gender	Age Range	Intake Info	Accessibility
ADULT							
Victoria	Arbutus Shelter 2915 Douglas Street, Victoria 250-360-0093 or 250-360-0182	Jun 21 11:31	8M, 1F	All	19+	24hr. Waitlist starts at 8am. Beds assigned at noon & 5pm.	 
Victoria	Rock Bay Landing Emergency Shelter 535 Ellice Street, Victoria 250-383-1951	Jun 20 19:23	0	All	19+	24hr.	  
MEN							
Victoria	Salvation Army ARC shelter 525 Johnson Street, Victoria 250-384-3396	Jun 21 11:31	1M	Male	19+	Intake starts @ 1pm.	
YOUTH							
Victoria	KEYS Kiwanis Emergency Youth Shelter 2117 Vancouver Street, Victoria 250-386-8282	Jun 21 11:31	4MY, 3FY	All	13-18	24hrs. Intake criteria must be met.	
LINE UP							
Victoria	Our Place - First Met Shelter 932 Balmoral Road, Victoria 250-388-7112	Jun 20 23:12	1	All	19+	7:30pm-7am. Couples okay.	
WOMEN							
Victoria	Sandy Merriman 809 Burdett Ave, Victoria 250-480-1408	Jun 21 11:31	1F	Female	19+	24hr. Self-identified women.	
FAMILIES							

Email: help@bc211.ca

City	Shelter	Last Update	Beds	Gender	Age Range	Intake Info	Accessibility
Victoria	Rock Bay Landing Family Shelter 535 Ellice Street, Victoria 250-388-5251 ask for family outreach	Jun 18 11:23	N/A	All	M/F parent w/ children. Male children under 12.	Intake Mon-Fri 8:30am- 4pm. 2 family units exist. Please call about availability.	